

Medical Power Supplies Selector Guide

Advanced Energy offers a broad portfolio of medical power supplies from its Artesyn, Excelsys and UltraVolt product lines.



Our power solutions are designed for optimum performance and reliability, and to meet the latest regulatory and safety standards such as IEC60601-1 3rd Edition, IEC60601-1-2 4th Edition EMC, 2XMOPP, and low leakage current. Some products are dual-fused, some are suitable for B or BF rated applications. Please consult individual data sheets for specific details.

DC-DC

AC-DC

Low Voltage DC-DC Converters

ASA

Output voltage
-15 to 15 V
Max output power
6 W



AEE

Output voltage
-15 to 24 V
(max 15 V at 10 W)
Output power
10, 15, and 20 W



High Voltage DC-DC Modules


High Power C

Output voltage
125 V to 60 kV
Output power
60, 125, or 250 W



A

Output voltage
62 V to 40 kV
Output power
4, 15, 20, and 30 W



LE

Output voltage
1 to 30 kV
Output power
4, 20, and 30 W



AA

Output voltage
62 V to 6 kV
Output power
4, 20, and 30 W



HVA

Output voltage
1 to 20 kV
Max output power
2 W



US

Output voltage
200 to 500 V
Max output power
0.1 W



Low Voltage AC-DC Power Supplies

MODULAR

UltiMod

Up to 12 outputs,
ranging from 1 to
58 V
Max output power
1200 W



iMP

Up to 21 outputs,
ranging from 2 to 60 V
Max output power
1500 W



uMP

Up to 12 outputs,
ranging from 0.9 to
60 V
Max output power
1800 W



CoolX1800

Up to 12 outputs,
ranging from 1 to 58 V
Max output power
1800 W



iVS

Up to 24 outputs,
ranging from 2 to 60 V
Max output power
4920 W



iHP

Up to 8 outputs,
ranging from 0.6 to
1000 V
Max output power
24,000 W



DISTRIBUTED/ENCLOSED

LCM

Output voltage
12 to 72 V
Max output power
3000 W



Xsolo

Output voltage
14 to 58 V
Max output power
1000 W



FANLESS SINGLE OUTPUT

LCC250

Output voltage
10.8 to 55.2 V
Max power output
250 W



LCC600

Output voltage
12 to 54 V
Max power output
600 W



FANLESS MODULAR

CoolX600

Up to 8 outputs,
ranging from 1 to 58 V
Max output power
600 W



CoolX1000

Up to 12 outputs
Max output power
1000 W



OPEN FRAME


2x4

NPS20-M
4.5 to 57.6 V / 25 to 40 W
NPS40-M
4.5 to 57.6 V / 45 to 60 W
NPT40-M
-15 to 24 V / 45 to 55 W
NPS60-M
4 to 28.8 V / 60 W
LPT100-M
-16.5 to 28.8 V / 80 to 130 W
LPS100-M
4.5 to 59.4 V / 100 to 150 W
CPS250-M
12 to 52.8 V / 150 to 250 W



3x5

LPS40-M
5 to 24 V / 40 to 55 W
NLP65
-12 to 24 V / 65 to 75 W
LPS60-M
11.4 to 26.4 V / 60 to 80 W
LPT60-M
-15 to 15 V / 60 to 80 W
TLP150
10.8 to 26.4 V / 100 to 150 W
LPQ200-M
13.2 to 26.4 V / 100 to 200 W
LPS200-M
4.5 to 52.8 V / 125 to 250 W
LPS360-M
12 to 52.8 V / 200 to 360 W



4x6

CNS650-MU
12 to 52.8 V / 400 to 650 W



4x7

NLP250
11.4 to 25.2 V / 175 to 250 W



ADAPTERS

DCH

5 V / 3 W



DA

5 to 20 V / 5 to 45 W



AD

12 V / 24 W



DP

5 to 54 V / 40 to 100 W



High Voltage AC-DC Modules

PFC


FULL BRICK AIF06

Output voltage 400 V
Max output power 2400 W



FULL BRICK AIF04

Output voltage 380 V
Max output power 1600 W



3/4 BRICK AIT

Output voltage 393 V
Max output power 150 W



1/4 BRICK AIQ

Output voltage 393 V
Max output power 75 W

